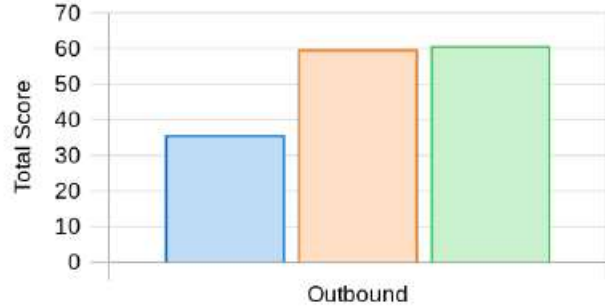
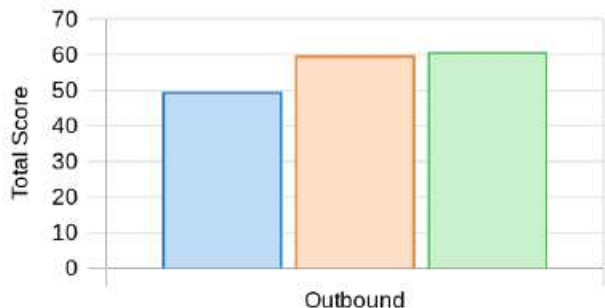


**Peregrine Outbound Exam – Comparative Data Between GU and ACBSP and Region 2
Aggregate Pools**

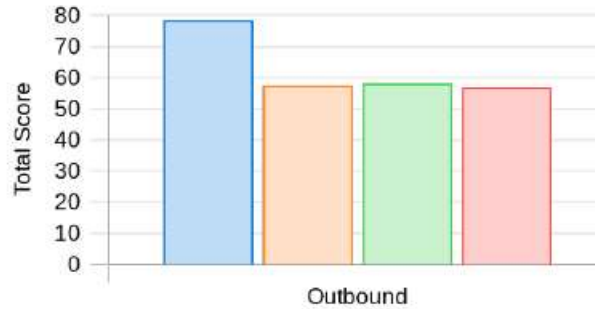
2017 - 2022

<p>2017 Cohort (N=17) Worst performance for the DOB cohort</p>	<p>Executive Summary</p> <p align="center">Comparison of Outbound Exam Results with the Selected Aggregate Pools</p>  <table border="1" data-bbox="641 861 1201 1008"> <thead> <tr> <th>School/Aggregate</th> <th>Outbound %</th> </tr> </thead> <tbody> <tr> <td>Gallaudet University</td> <td>35.89%</td> </tr> <tr> <td>ACBSP (U.S.) - Accreditation Council for Business Schools and Programs</td> <td>59.88%</td> </tr> <tr> <td>ACBSP Region 2 (Eastern Council)</td> <td>60.73%</td> </tr> </tbody> </table>	School/Aggregate	Outbound %	Gallaudet University	35.89%	ACBSP (U.S.) - Accreditation Council for Business Schools and Programs	59.88%	ACBSP Region 2 (Eastern Council)	60.73%
School/Aggregate	Outbound %								
Gallaudet University	35.89%								
ACBSP (U.S.) - Accreditation Council for Business Schools and Programs	59.88%								
ACBSP Region 2 (Eastern Council)	60.73%								
<p>2018-2019 Cohort (N=56) Showing improvement</p>	<p>Executive Summary</p> <p align="center">Comparison of Outbound Exam Results with the Selected Aggregate Pools</p>  <table border="1" data-bbox="641 1564 1201 1711"> <thead> <tr> <th>School/Aggregate</th> <th>Outbound %</th> </tr> </thead> <tbody> <tr> <td>Gallaudet University</td> <td>49.49%</td> </tr> <tr> <td>ACBSP (U.S.) - Accreditation Council for Business Schools and Programs</td> <td>59.88%</td> </tr> <tr> <td>ACBSP Region 2 (Eastern Council)</td> <td>60.73%</td> </tr> </tbody> </table>	School/Aggregate	Outbound %	Gallaudet University	49.49%	ACBSP (U.S.) - Accreditation Council for Business Schools and Programs	59.88%	ACBSP Region 2 (Eastern Council)	60.73%
School/Aggregate	Outbound %								
Gallaudet University	49.49%								
ACBSP (U.S.) - Accreditation Council for Business Schools and Programs	59.88%								
ACBSP Region 2 (Eastern Council)	60.73%								

2020 Cohort
(N=8)
Significant
improvement
after the new
curriculum
implementation

Executive Summary

**Comparison of Outbound Exam Results
with the Selected Aggregate Pools**

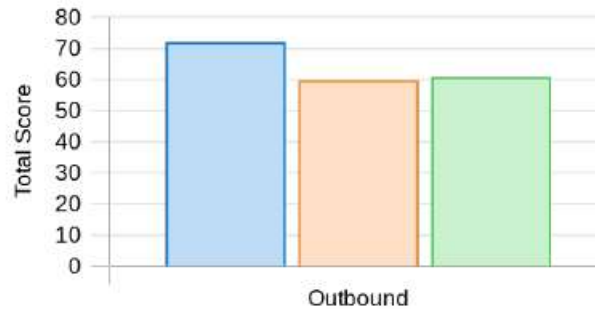


School/Aggregate	Outbound %
Gallaudet University	78.54%
ACBSP (U.S.) - Accreditation Council for Business Schools and Programs	57.55%
ACBSP Region 2 (Eastern Council)	58.18%
Traditional/Campus-based Delivery Mode	56.87%

2021 Cohort
(N=34), again
surpassing the
aggregates of
ACBSP schools
and programs
and Region 2

Executive Summary

**Comparison of Outbound Exam Results
with the Selected Aggregate Pools**

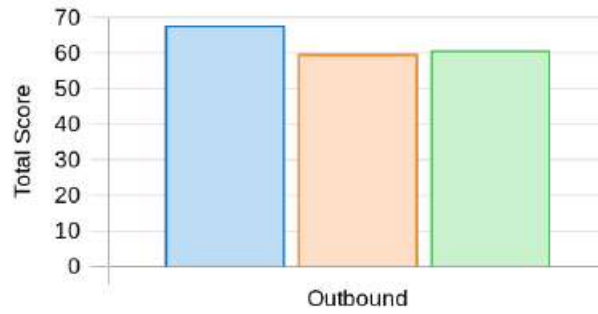


School/Aggregate	Outbound %
Gallaudet University	71.91%
ACBSP (U.S.) - Accreditation Council for Business Schools and Programs	59.68%
ACBSP Region 2 (Eastern Council)	60.73%

2022 Cohort (N=23), again surpassing the aggregates of ACBSP schools and programs and Region 2

Executive Summary

Comparison of Outbound Exam Results with the Selected Aggregate Pools



School/Aggregate	Outbound %
Gallaudet University	67.72%
ACBSP (U.S.) - Accreditation Council for Business Schools and Programs	59.68%
ACBSP Region 2 (Eastern Council)	60.73%